

TEST MENU

Coaulation 4

PT/INR* APTT FIB TT

Coaulation 5

PT/INR* APTT FIB TT D-Dimer

Coaulation 2

PT/INR* APTT


Anti-Xa Assay


Anti-Xa

ACT Assay


ACT

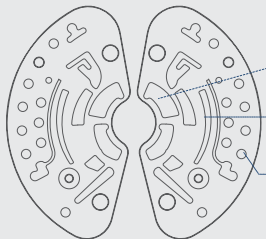
MICROFLUIDIC DISCS

 Whole blood sampling

 Internal centrifuge & printer

 Portable: only 3KG

 Easy connection: WIFI & RS-232 to LIS



Sample well: Whole blood & plasma

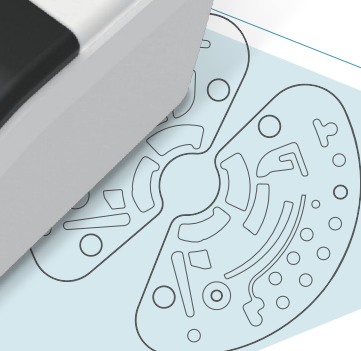
Centrifugal area: Whole blood can be centrifuged inside

Reagent well: Pre-packaged lyophilized reagent inside



Coagulation Analyzer

MC100



THE
DRAKE
BUSINESS GROUP
CORPORATION

(02) 8463 4943 | (02) 8463 5120
(+63) 939 911 9277



Drake Marketing and
Equipment Corporation



Drake Calibration
Laboratory Philippines
1052 Benigno Aquino Avenue, Sitio 2
Bahay Pare, Candaba, Pampanga
Philippines, 2013



Erpel Konstrukt
Konzern Corporation
176 Benigno Aquino Avenue, Sitio 2
Bahay Pare, Candaba, Pampanga
Philippines, 2013



Urossora Marketing and
Equipment Corporation

information@drakephilippines.com

ACCESSIBLE HEALTH TESTING AT YOUR SIDE

TECHNICAL SPECIFICATIONS



Sample type	Whole blood, plasma
Reagent type	Lyophilized reagent
Sample volume	180μL
Test time	≤12min
Code identification	Automatic identification of QR code for reagent disc
Printer	Built-in thermal printer, also available to external printer (with wireless printer drive)
Operating system	Android 5-inch (Version 5.1), distinguishability 720×1280, support LIS/HIS system
Size	270mm*180mm*155mm
Weight	≤3KG

OPERATION PROCESS

Whole blood sampling, easy to operate

1 Add sample and diluent

2 Click "Start"

3 Report in 12 min

APPLICATION SCENARIOS

- ICU
- Maternity and childcare
- Dentistry
- Ophthalmology
- Orthopedics
- First Aid
- Ambulance
- Clinical departments

LIS MANAGEMENT PLATFORM

Automated data management

TEST

→

→

→

HIGH RELIABILITY

Test results are highly consistent with the central laboratory

